



Pipe Guards and Island Forms Catalog

For the Most Complete & Up-to-Date Product Information
Please Visit Us at www.universalvalve.com



478 Schiller St • Elizabeth, NJ 07206
1-800-223-0741 • (F) 1-800-443-8258 • sales@universalvalve.com



Say Hello to Galvanneal Island Forms!

Galvanneal with a primer coating gives you far better protection from rust than standard sheet metal!

Now Universal offers two great options for superior element protection as a standard!

Galvanneal with black primer, so you can paint your islands to match the color of the store's decor!

Stainless Steel for that clean low maintenance option.



Bundle your order with the u-shape guards and save even more!

Universal Valve Island Forms Are Available with These Features:

- 6" Radius Corners
- Full Radius Ends
- Full Radius Ends w/Bumpers
- Bow Tie Islands
- Curbing
- Galvanneal w/ Black Primer
- Stainless Steel
- 12 gauge
- Endless widths and lengths
- Pre-assembled 1 Piece
- Standard breakdown Islands

Be Sure, Be Safe, Choose Universal!

For other sizes and options Call for a quote today: 800-223-0741



Universal Valve Co. | 478 Schiller Street, Elizabeth, NJ 07206

[Unsubscribe {recipient's email}](#)

Your Industry Specialist



Consistent Quality Engineered Products



A Family Tradition Since 1932

www.universalvalve.com • 800-223-0741



Family Owned Over 85 Years. We Care!

PIPE GUARDS

U-SHAPE GUARDS

Application -

Pipe guards used to protect property and expensive dispensers from traffic collisions.

Part Number - 1983



**Now Available 4"
Stainless Steel**

Features -

- ✓ Cost effective property and equipment protection

Construction -

- Schedule 40 pipe
- Primed
- Available in Stainless Steel (304-SS)

Model	Description (Width is outside pipe dimension)	Weight (lbs.)
1983-353656	U-Shape Pipe Guard 3.5" OD x 36"w x 53"h	70
1983-354153	U-Shape Pipe Guard 3.5" OD x 41"w x 51"h	70
1983-354850	U-Shape Pipe Guard 3.5" OD x 48"w x 50"h	70
1983-403656	U-Shape Pipe Guard 4" OD x 36"w x 56"h	86
1983-404153	U-Shape Pipe Guard 4" OD x 41"w x 53"h	86
1983-404174	U-Shape Pipe Guard 4" OD x 41"w x 74"h	130
1983-404354	U-Shape Pipe Guard 4" OD x 43"w x 54"h	86
1983-404851	U-Shape Pipe Guard 4" OD x 48"w x 51"h	86
1983-404951	U-Shape Pipe Guard 4" OD x 49"w x 51"h	86
1983-404972	U-Shape Pipe Guard 4" OD x 49"w x 72"h	130
1983-353656-SS	U-Shape Pipe Guard 3.5" OD x 36"w x 53"h	70
1983-354153-SS	U-Shape Pipe Guard 3.5" OD x 41"w x 51"h	70
1983-354850-SS	U-Shape Pipe Guard 3.5" OD x 48"w x 50"h	70
1983-404153-SS	U-Shape Pipe Guard 4" OD x 41"w x 53"h	86
1983-404174-SS	U-Shape Pipe Guard 4" OD x 41"w x 74"h	130
1983-404354-SS	U-Shape Pipe Guard 4" OD x 43"w x 54"h	86
1983-404851-SS	U-Shape Pipe Guard 4" OD x 48"w x 51"h	86
1983-404951-SS	U-Shape Pipe Guard 4" OD x 49"w x 51"h	86
1983-404972-SS	U-Shape Pipe Guard 4" OD x 49"w x 72"h	130
Custom Sizes Available		

Notice: Universal Valve Co., products must be used in compliance with applicable federal, state, and local laws and regulations. Product selection should be based on physical specifications and limitations and compatibility with the environment and material to be handled. Universal Valve Co., makes no warranty of fitness for a particular use. All illustrations and specifications in this literature are based on the latest production information available at the time of publication. Prices, materials, and specification are subject to change at any time, and models may be discontinued at any time, in either case, without notice or obligation.

UNIVERSAL VALVE COMPANY

478 Schiller Street, Elizabeth, NJ 07206 • (800) 223-0741 • (908) 351-0606 • Fax: (908) 351-0369 • universalvalve.com

© 2020 Universal Valve Company, Inc.



Family Owned Over 85 Years. We Care!

PIPE GUARDS

U-SHAPE GUARDS WITH BASE PLATES

Application -

Pipe guards used to protect property and expensive dispensers from traffic collisions.

Part Number - 1983-PP



Features -

- ✓ Cost effective property and equipment protection
- ✓ Base Plates for easy mounting

Construction -

- Schedule 40 pipe
- Primed
- Available in Stainless Steel (304-SS)

Model	Description (Width is outside pipe dimension)	Weight (lbs)	A	B	C
1983-353636-PP	U-Shape Bumper Guard 3.5" OD x 36" x 36"	70	3.5"	36"	36"
1983-353636-SS-PP	Stainless Steel U-Shape Bumper Guard 3.5" OD x 36" x 36"	70	3.5"	36"	36"
1983-354136-PP	U-Shape Bumper Guard 3.5" OD x 41" x 36"	70	3.5"	41"	36"
1983-354136-SS-PP	Stainless Steel U-Shape Bumper Guard 3.5" OD x 41" x 36"	70	3.5"	41"	36"
1983-354836-PP	U-Shape Bumper Guard 3.5" OD x 48" x 36"	70	3.5"	48"	36"
1983-354836-SS-PP	Stainless Steel U-Shape Bumper Guard 3.5" OD x 48" x 36"	70	3.5"	48"	36"
1983-403636-PP	U-Shape Bumper Guard 4" OD x 36" x 36"	86	4.0"	36"	36"
1983-404136-PP	U-Shape Bumper Guard 4" OD x 41" x 36"	86	4.0"	41"	36"
1983-404836-PP	U-Shape Bumper Guard 4" OD x 48" x 36"	86	4.0"	48"	36"

*Custom sizes available

Notice: Universal Valve Co., products must be used in compliance with applicable federal, state, and local laws and regulations. Product selection should be based on physical specifications and limitations and compatibility with the environment and material to be handled. Universal Valve Co., makes no warranty of fitness for a particular use. All illustrations and specifications in this literature are based on the latest production information available at the time of publication. Prices, materials, and specification are subject to change at any time, and models may be discontinued at any time, in either case, without notice or obligation.

UNIVERSAL VALVE COMPANY

478 Schiller Street, Elizabeth, NJ 07206 • (800) 223-0741 • (908) 351-0606 • Fax: (908) 351-0369 • universalvalve.com

© 2020 Universal Valve Company, Inc.



Family Owned Over 85 Years. We Care!

ACCESSORIES

BOLLARDS

Application -

Bollards are used to protect property and expensive dispensers from traffic collisions.

Part Number - 1984



Features -

- ✓ Cost effective property and equipment protection

Construction -

- Schedule 40 pipe
- Primed
- Available in Stainless Steel (304-SS)

Model	Diameter	Length
1984-4063	4.0"	63"
1984-4084	4.0"	84"
1984-6063	6.625"	63"
1984-6084	6.625"	84"
1984-4063-SS	4.0"	63"
1984-4084-SS	4.0"	84"
1984-6063-SS	6.625"	63"
1984-6084-SS	6.625"	84"

*Custom sizes available

Notice: Universal Valve Co., products must be used in compliance with applicable federal, state, and local laws and regulations. Product selection should be based on physical specifications and limitations and compatibility with the environment and material to be handled. Universal Valve Co., makes no warranty of fitness for a particular use. All illustrations and specifications in this literature are based on the latest production information available at the time of publication. Prices, materials, and specification are subject to change at any time, and models may be discontinued at any time, in either case, without notice or obligation.

UNIVERSAL VALVE COMPANY

478 Schiller Street, Elizabeth, NJ 07206 • (800) 223-0741 • (908) 351-0606 • Fax: (908) 351-0369 • universalvalve.com

© 2020 Universal Valve Company, Inc.



Family Owned Over 85 Years. We Care!

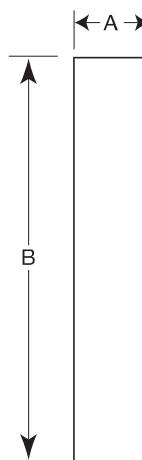
ACCESSORIES

BOLLARDS WITH BASE PLATES

Application -

Bollards are used to protect property and expensive dispensers from traffic collisions.

Part Number - 1984-BP



Features -

- ✓ Cost effective property and equipment protection
- ✓ Base plates for easy mounting

Construction -

- Schedule 40 pipe
- Primed
- Available in Stainless Steel (304-SS)

Model	Description	Weight (lbs)	A	B
1984-4036-BP	Bollard 4" OD x 36"	32	4"	36"
1984-4048-BP	Bollard 4" OD x 48"	41	4"	48"
1984-4048-SS-BP	Stainless Steel Bollard 4" OD x 48"	41	4"	48"
1984-4060-BP	Bollard 4" OD x 60"	50	4"	60"
1984-4060-SS-BP	Stainless Steel Bollard 4" OD x 60"	50	4"	60"
1984-6048-BP	Bollard 6" OD x 48"	81	6.625"	48"
1984-6048-SS-BP	Stainless Steel Bollard 6" OD x 48"	81	6.625"	48"
1984-6060-BP	Bollard 6" OD x 60"	100	6.625"	60"
1984-6060-SS-BP	Stainless Steel Bollard 6" OD x 60"	100	6.625"	60"

*Custom sizes available

Notice: Universal Valve Co., products must be used in compliance with applicable federal, state, and local laws and regulations. Product selection should be based on physical specifications and limitations and compatibility with the environment and material to be handled. Universal Valve Co., makes no warranty of fitness for a particular use. All illustrations and specifications in this literature are based on the latest production information available at the time of publication. Prices, materials, and specification are subject to change at any time, and models may be discontinued at any time, in either case, without notice or obligation.

UNIVERSAL VALVE COMPANY

478 Schiller Street, Elizabeth, NJ 07206 • (800) 223-0741 • (908) 351-0606 • Fax: (908) 351-0369 • universalvalve.com

© 2020 Universal Valve Company, Inc.



Family Owned Over 85 Years. We Care!

ACCESSORIES

BOLLARD COVERS

Application -

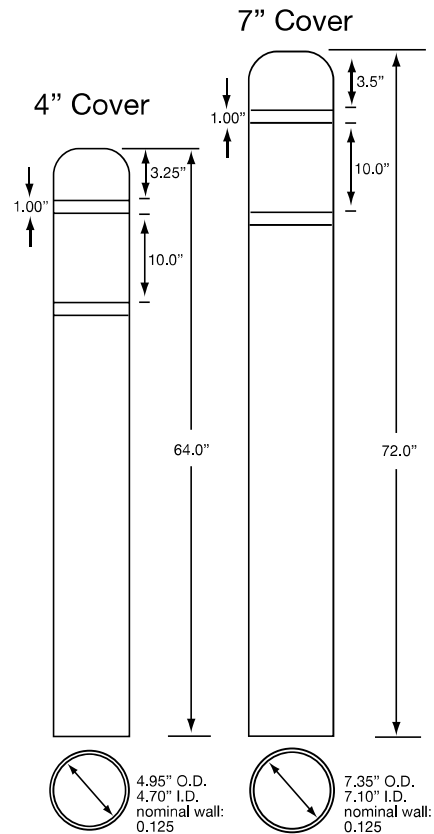
Bollard covers enhance and protect the appearance of bumper post steel bollards in all indoor and outdoor applications.

Part Number - 1984-BC



Features -

- ✓ 10 Standard colors
- ✓ 7 Reflective tape colors
- ✓ 8 Standard sizes for 4", 6", 8", & 10"
- ✓ Patented GripperTabs™ installation is the fastest and easiest way to secure bollard covers



Construction -

- 1/8" thick Polyethylene
- 3M #680 reflective tape

Colors Available

Bollard Cover Colors:		Tape Colors:	
Red	(R)	Red	(R)
Orange	(O)	Orange	(O)
Yellow	(Y)	Yellow	(Y)
Green	(G)	Green	(G)
Blue	(B)	Blue	(B)
White	(W)	White	(W)
Brown	(BN)	Black	(BK)
Tan	(T)		
Gray	(GY)		
Black	(BK)		

Notice: Universal Valve Co., products must be used in compliance with applicable federal, state, and local laws and regulations. Product selection should be based on physical specifications and limitations and compatibility with the environment and material to be handled. Universal Valve Co., makes no warranty of fitness for a particular use. All illustrations and specifications in this literature are based on the latest production information available at the time of publication. Prices, materials, and specification are subject to change at any time, and models may be discontinued at any time, in either case, without notice or obligation.

UNIVERSAL VALVE COMPANY

478 Schiller Street, Elizabeth, NJ 07206 • (800) 223-0741 • (908) 351-0606 • Fax: (908) 351-0369 • universalvalve.com

© 2020 Universal Valve Company, Inc.



Family Owned Over 85 Years. We Care!

ISLAND FORMS

ISLAND FORMS 6" RADIUS CORNERS

Application -

Island forms and curbing protect your most important equipment. Dispensers, ATM's, air machines, and much more. Designed to keep your dispenser equipment off of ground level to help keep water out of your dispenser sumps. Combine with Universal Pipe Guards and Bollards for maximum protection.

Features -

- ✓ Special slide cross braces require no field welding and are easily moved to accommodate many sump sizes
- ✓ Cost effective property protection

Construction -

- 12 gauge steel
- Primer coated black
- Available in Galvannealed Steel & Stainless Steel (304-SS)

Complete Island Form Kits:

_____ CK-	_____	_____	_____
2 = 9" Tall	Width: 3', 4' 5'	Length: Starting at 4'	Material: SS for Stainless Steel
3 = 13" Tall		in 1 ft increments	Empty for Galvannealed Steel

(example: 3CK-430-SS 13" tall 4ft wide x 30ft long Stainless Steel)



End Caps:

_____ EC-	_____	_____	_____
2 = 9" Tall	Width: 36",	Length: 24", 30", 36"	Material: SS for Stainless Steel
3 = 13" Tall	48", 60"		Empty for Galvannealed Steel

(example: 3EC-4830-SS 13" tall 48" wide x 30" long Stainless Steel)



Side Rails:

_____ SR-	_____	_____
2 = 9" Tall	Width: 1ft increments	Material: SS for Stainless Steel
3 = 13" Tall	up to 12 ft.	Empty for Galvannealed Steel

(example: 3SR-3-SS 13" tall 3 ft long Stainless Steel)



Cross Braces:

3CB- _____
Length: 36", 48", 60"
(example: 3CB-36 36" long cross brace)



Notice: Universal Valve Co., products must be used in compliance with applicable federal, state, and local laws and regulations. Product selection should be based on physical specifications and limitations and compatibility with the environment and material to be handled. Universal Valve Co., makes no warranty of fitness for a particular use. All illustrations and specifications in this literature are based on the latest production information available at the time of publication. Prices, materials, and specification are subject to change at any time, and models may be discontinued at any time, in either case, without notice or obligation.

UNIVERSAL VALVE COMPANY

478 Schiller Street, Elizabeth, NJ 07206 • (800) 223-0741 • (908) 351-0606 • Fax: (908) 351-0369 • universalvalve.com

© 2020 Universal Valve Company, Inc.



Family Owned Over 85 Years. We Care!

ISLAND FORMS

ISLAND FORMS – FULL RADIUS ENDS

Application -

Island forms and curbing protect your most important equipment. Dispensers, ATM's, air machines, and much more. Designed to keep your dispenser equipment off of ground level to help keep water out of your dispenser sumps. Combine with Universal Pipe Guards and Bollards for maximum protection.

Features -

- ✓ Special slide cross braces require no field welding and are easily moved to accommodate many sump sizes
- ✓ Cost effective property protection

Construction -

- 12 gauge steel
- Primer coated black
- Available in Galvannealed Steel & Stainless Steel (304-SS)

Complete Island Form Kits:

_____ CK-FR _____	_____	_____	_____
2 = 9" Tall	Width: 3', 4' 5'	Length: Starting at 4'	Material: SS for Stainless Steel
3 = 13" Tall		in 1 ft increments	Empty for Galvannealed Steel

(example: 3CK-FR430-SS 13" tall 4ft wide x 30ft long Stainless Steel)



End Caps:

_____ EC-FR _____	_____	_____	_____
2 = 9" Tall	Width: 36",	Length: 24", 30", 36"	Material: SS for Stainless Steel
3 = 13" Tall	48", 60"		Empty for Galvannealed Steel

(example: 3EC-FR4830-SS 13" tall 48" wide x 30" long Stainless Steel)



Side Rails:

_____ SR- _____	_____	_____
2 = 9" Tall	Width: 1ft increments	Material: SS for Stainless Steel
3 = 13" Tall	up to 12 ft.	Empty for Galvannealed Steel

(example: 3SR-3-SS 13" tall 3 ft long Stainless Steel)



Cross Braces:

3CB- _____
 Length: 36", 48", 60"
 (example: 3CB-36 36" long cross brace)



Notice: Universal Valve Co., products must be used in compliance with applicable federal, state, and local laws and regulations. Product selection should be based on physical specifications and limitations and compatibility with the environment and material to be handled. Universal Valve Co., makes no warranty of fitness for a particular use. All illustrations and specifications in this literature are based on the latest production information available at the time of publication. Prices, materials, and specification are subject to change at any time, and models may be discontinued at any time, in either case, without notice or obligation.

UNIVERSAL VALVE COMPANY

478 Schiller Street, Elizabeth, NJ 07206 • (800) 223-0741 • (908) 351-0606 • Fax: (908) 351-0369 • universalvalve.com

© 2020 Universal Valve Company, Inc.



Family Owned Over 85 Years. We Care!

ISLAND FORMS

“BOW TIE” ISLAND FORMS

Application -

Island forms and curbing protect your most important equipment. Dispensers, ATM's, air machines, and much more. Designed to keep your dispenser equipment off of ground level to help keep water out of your dispenser sumps. Combine with Universal Pipe Guards and Bollards for maximum protection.

Features -

- ✓ Special slide cross braces require no field welding and are easily moved to accommodate many sump sizes
- ✓ Cost effective property protection

Construction -

- 12 gauge steel
- Primer coated black
- Available in Galvannealed Steel & Stainless Steel (304-SS)

Complete Island Form Kits:

BT-			
2 = 9" Tall	Width: 4', 5'	Length: Starting at 6' in 1 ft increments	Material: SS for Stainless Steel Empty for Galvannealed Steel
3 = 13" Tall			

(example: 3BT-430-SS 13" tall 4ft wide x 30ft long Stainless Steel)



End Caps:

EC-			
2 = 9" Tall	Width: 36",	Length: 12", 18",	Material: SS for Stainless Steel Empty for Galvannealed Steel
3 = 13" Tall	48", 60"	24", 30", 36"	

(example: 3EC-4830-SS 13" tall 48" wide x 30" long Stainless Steel)



Side Rails:

SR-		
2 = 9" Tall	Width: 1ft increments	Material: SS for Stainless Steel Empty for Galvannealed Steel
3 = 13" Tall	up to 12 ft.	

(example: 3SR-3-SS 13" tall 3 ft long Stainless Steel)



Cross Braces:

3CB-	
Length: 30", 36", 48", 60"	

(example: 3CB-36 36" long cross brace)



Tapered Rails: (9" Taper 24" Long)

	TR-24 -	
2 = 9" Tall	R for Right	Material: SS for Stainless Steel Empty for Galvannealed Steel
3 = 13" Tall	L for Left	

(example: 3RTR-24-SS 13" tall Right 9" Taper 24" Long Stainless Steel)

Notice: Universal Valve Co., products must be used in compliance with applicable federal, state, and local laws and regulations. Product selection should be based on physical specifications and limitations and compatibility with the environment and material to be handled. Universal Valve Co., makes no warranty of fitness for a particular use. All illustrations and specifications in this literature are based on the latest production information available at the time of publication. Prices, materials, and specification are subject to change at any time, and models may be discontinued at any time, in either case, without notice or obligation.

UNIVERSAL VALVE COMPANY

478 Schiller Street, Elizabeth, NJ 07206 • (800) 223-0741 • (908) 351-0606 • Fax: (908) 351-0369 • universalvalve.com

© 2020 Universal Valve Company, Inc.



Family Owned Over 85 Years. We Care!

ISLAND FORMS

CURBING FORMS

Application -

Island forms and curbing protect your most important equipment. Dispensers, ATM's, air machines, and much more. Designed to keep your dispenser equipment off of ground level to help keep water out of your dispenser sumps. Combine with Universal Pipe Guards and Bollards for maximum protection.

Features -

- ✓ Cost effective property protection

Construction -

- 12 gauge steel
- Primer coated black
- Available in Galvannealed Steel & Stainless Steel (304-SS)

Corner Pieces:

_____ C- _____ - _____
2 = 9" Tall Width: 12", 18", 24" Material: SS for Stainless Steel
3 = 13" Tall Empty for Galvannealed Steel
(example: 2C-2423-SS 9" tall 24" x 24" Stainless Steel)



Side Rails:

_____ SR- _____ - _____
2 = 9" Tall Width: 1ft increments Material: SS for Stainless Steel
3 = 13" Tall up to 12 ft. Empty for Galvannealed Steel
(example: 3SR-3-SS 13" tall 3 ft long Stainless Steel)



Notice: Universal Valve Co., products must be used in compliance with applicable federal, state, and local laws and regulations. Product selection should be based on physical specifications and limitations and compatibility with the environment and material to be handled. Universal Valve Co., makes no warranty of fitness for a particular use. All illustrations and specifications in this literature are based on the latest production information available at the time of publication. Prices, materials, and specification are subject to change at any time, and models may be discontinued at any time, in either case, without notice or obligation.

UNIVERSAL VALVE COMPANY

478 Schiller Street, Elizabeth, NJ 07206 • (800) 223-0741 • (908) 351-0606 • Fax: (908) 351-0369 • universalvalve.com

© 2020 Universal Valve Company, Inc.



Unmatched Value!

ISLAND FORMS

ISLAND FORMS - CUSTOM


Application:

Protect your most important equipment. Dispensers, ATM's, air machines and much more. Help keep water out of your dispenser sumps. Combine with Universal pipe guards and bollards for maximum protection.

Part Number - 2CK, 3CK

UNIVERSAL ADVANTAGE:

Easy alignment tabs and slide braces, for perfect seems and no field welding.



Shown: 3CK-FR415-B18
4'x15'x13" Full radius w/ 18" Bumper Ends



Shown: 3BT-415-BE24
4'x15'x13" Bow Tie w/ 24" Bumper End



Shown: 2BT-415
4'x15'x9" Bow Tie

Call 800-223-0741 or e-mail sales (sales@universalvalve.com) for more information and sizes

Features-

- Triple Tab seams
- Slide cross braces
- Various lengths and widths
- Bumper end options

Construction-

- 12 gauge steel
- Stainless Steel and Galvaneal Steel
- Galvaneal - Primer coated black

Notice: Universal Valve Co., products must be used in compliance with applicable federal, state, and local laws and regulations. Product selection should be based on physical specifications and limitations and compatibility with the environment and material to be handled. Universal Valve Co., makes no warranty of fitness for a particular use. All illustrations and specifications in this literature are based on the latest production information available at the time of publication. Prices, materials, and specification are subject to change at any time, and models may be discontinued at any time, in either case, without notice or obligation.

UNIVERSAL VALVE COMPANY

478 Schiller Street, Elizabeth, NJ 07206 • (800) 223-0741 • (908) 351-0606 • Fax: (908) 351-0369 • www.universalvalve.com

© 2024 Universal Valve Company, Inc



Proven Performance Since 1932.

WARRANTY

Universal's iron clad warranty is straight forward and fair. All of our products are guaranteed to be free from defects in materials. Our workmanship is second to none in the Petroleum Equipment Industry. This will continue to be one of the corner stones of Universal Valve Company, Inc.

LIMITED WARRANTY: All Universal products are thoroughly tested before shipment and guaranteed to the extent of replacing only products found to be defective in manufacture. Claims must be made within one year from date of invoice. We cannot, however, allow claims for labor or consequential damage resulting from purchase, installation or misapplication of our products.

CLAIMS: Our responsibility ceases when products are accepted by transportation carriers. All goods are at the risk of the purchaser after they have been delivered by us to the carrier and receipt obtained for same (in good order).

PRODUCT CHANGES: The right is reserved to make changes in pattern, design, or materials when deemed necessary, without prior notice. Products which have become obsolete by reason of design change, or discontinued as a manufactured item, may not be returned for credit.

PRICE CHANGES: Due to changes in design and manufacture, all prices listed herein are subject to change without notice.

Notice: Universal Valve Co., products must be used in compliance with applicable federal, state, and local laws and regulations. Product selection should be based on physical specifications and limitations and compatibility with the environment and material to be handled. Universal Valve Co., makes no warranty of fitness for a particular use. All illustrations and specifications in this literature are based on the latest production information available at the time of publication. Prices, materials, and specification are subject to change at any time, and models may be discontinued at any time, in either case, without notice or obligation.

UNIVERSAL VALVE COMPANY

478 Schiller Street, Elizabeth, NJ 07206 • (800) 223-0741 • (908) 351-0606 • Fax: (908) 351-0369 • universalvalve.com

© 2020 Universal Valve Company, Inc.



Your Industry Specialists



Universal Valve Company Inc.
478 Schiller St • Elizabeth, NJ 07206
1-800-223-0741 • (F) 1-800-443-8258
sales@universalvalve.com